

AC
AC symbol



Anderson PP
Anderson PowerPole



Arrow
Arrow



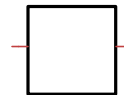
BATTERY
Multi Cell Battery



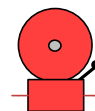
BATTERY1
Multi-Cell Battery, large



BB
Generic Black Box



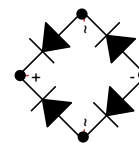
BELL
Electric Bell/Buzzer



BOM
Generic Part Symbol for Reference/BOM



BR
Bridge Rectifier (diamond or square)



BUS
BUS Bar or CB Bus



C
Capacitor



CB-1P
Circuit Breaker, single pole



CB-2P
Circuit Breaker, dual pole



CB-3P
Circuit Breaker, three pole



CONTACT-IN
Contact in



CONTACT-OUT
Contact out



D
Diode



FUSE
Fuse - large



FUSE
Fuse, small



FUSE-Thermal
Thermal Fuse



GND
Chassis ground
Page 2 of 10



GND
Chassis ground



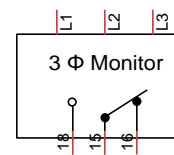
GND-E
Earth ground



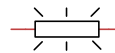
GND-SYM
Earth ground Symbol



K-PHASE
Phase Monitor - Sequence, Loss, Under-Voltage



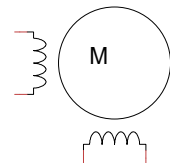
LAMP
Flourescent Lamp



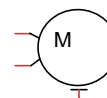
LED
Light Emitting Diode



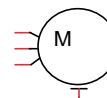
MOTOR
Motor - two coil



MOTOR-1PHASE
Motor single phase



MOTOR-3PHASE
Motor three phase



PILOT
Pilot Lamp



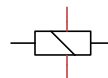
PNEU-SOL
Pneumatic solenoid valve (electric)



PNEU-SOL
Pneumatic solenoid valve (electric)



PNEU-SOL2
Pneumatic solenoid valve



PNEU-VALVE
Pneumatic control valve (manual)



RC
Relay Coil



RC-NC
Relay Contacts, NC



RC-NO
Relay Contacts, NO



RES
Resistor



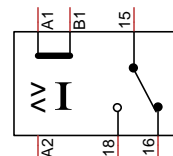
RES/POT
Potentiometer



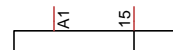
RES/VAR
Variable Resistor



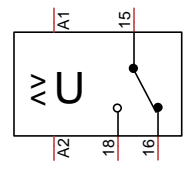
SENSE-Amps
Current Monitor



SENSE-Volt
Voltage Monitor



SENSE-Volt
Voltage Monitor



SPKR
Loud Speaker



SW-1P-BTN-NC
Switch, pushbutton NC



SW-1P-BTN-NC2
Switch, pushbutton add'l pole, NC



SW-1P-BTN-NO
Switch, pushbutton NO



SW-1P-BTN-NO2
Switch, pushbutton add'l pole, NO



SW-1P-MOM-NC
Switch, single pole momentary NC



SW-1P-MOM-NO
Switch single pole momentary, NO



SW-1P-NC
Switch, single pole NC



SW-1P-NO
Switch single pole, NO



SW-1PDT-NC
Switch, Single Pole Dual Throw, NC

SW-1PDT-NC
Switch, Single Pole Dual Throw, NC



SW-1PDT-NO
Switch, Single Pole Dual Throw, NO



SW-2P-NC
Switch, 2 pole NC



SW-2P-NO
Switch, 2 pole NO



SW-3P-NC
Switch, 3 pole NC



SW-3P-NO
Switch, 3 pole NO



SW-3P-SEL
single pole, 3 position selector switch



SW-3P-SHORT-SEL
single pole, 3 pos shorting selector sw



SW-DP-PUSH
Switch, pushbutton NC



SW-DP-SEL
Switch, selector



SW-FLOW-NC
Switch, flow actuated, NC

SW-FLOW-NC
Switch, flow actuated, NC



SW-FLOW-NO
Switch, flow actuated, NO



SW-LEVEL-NC
Switch, level actuated, NC



SW-LEVEL-NO
Switch, level actuated, NO



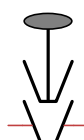
SW-LIMIT-NC
Switch, limit NC



SW-LIMIT-NO
Switch, limit, NO



SW-MAN
Manual Disconnect



SW-PRESS-NC
Switch, pressure actuated, NC



SW-PRESS-NO
Switch, pressure actuated, NO



SW-SAFE-NC
Switch, safety interlock NC

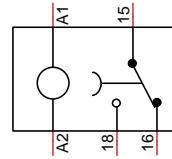


SW-TDC-NO
Switch, Time-delay close, NO

SW-TDC-NO
Switch, Time-delay close, NO



SW-TDO
Switch, Time-delay on Release



SW-TDO-1PDT
Switch, 1 pole dual throw Time-Delay



SW-TDO-NC
Switch, Time-delay Open, NC



SW-TEMP-NC
Switch, temperature actuated, NC



SW-TEMP-NO
Switch, temperature actuated, NO



SW-THERM-NC
Switch, single pole Thermostat NC



SW-THERM-NO
Switch single pole thermostat, NO



TB
Terminal Block Connection



TB-IN
Terminal Block IN



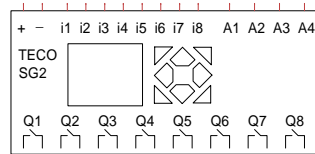
TB-OUT
Terminal Block OUT



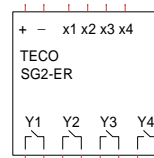
TB-OUT
Terminal Block OUT



TECO SG2
Programmable Logic Relay



TECO SG2-EXT
Programmable Logic Relay - Extension



TX Winding
Transformer Winding



TX-AUTO
Auto-Transformer



TX-CUR
Current Transformer



TX1 1-1
Transformer - Isolation & ctr Tap variants



TX1 1-1C
Transformer - Isolation & ctr Tap variants



TX1 1C-1
Transformer - Isolation & ctr Tap variants



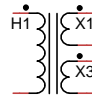
TX1 1C-1C
Transformer - Isolation & ctr Tap variants



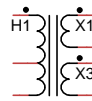
TX2 1-2
Dual Pri/Sec. Transformer



TX2 1-2
Dual Pri/Sec. Transformer



TX2 1C-2
Dual Pri/Sec. Transformer



TX2 2-1
Dual Pri/Sec. Transformer



TX2 2-1C
Dual Pri/Sec. Transformer



TX2 2-2
Dual Pri/Sec. Transformer



TX2 2C-2
Transformer - Isolation & ctr Tap variants

