

AC  
AC symbol



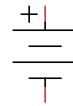
Arrow  
Arrow



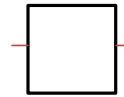
BATTERY  
Multi Cell Battery



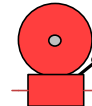
BATTERY1  
Multi-Cell Battery, large



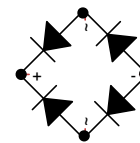
BB  
Generic Black Box



BELL  
Electric Bell/Buzzer



BR  
Bridge Rectifier (diamond or square)



C  
Capacitor



CB-1P  
Circuit Breaker, single pole



CB-2P  
Circuit Breaker, dual pole



CB-3P  
Circuit Breaker, three pole



CB-3P  
Circuit Breaker, three pole



CONTACT-IN  
Contact in



CONTACT-OUT  
Contact out



D  
Diode



FUSE  
Fuse - large



FUSE  
Fuse, small



FUSE-Thermal  
Thermal Fuse



GND  
Chassis ground



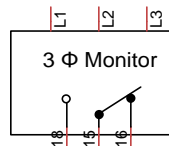
GND-E  
Earth ground



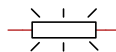
GND-SYM  
Earth ground Symbol



K-PHASE  
Phase Monitor - Sequence, Loss, Under-Voltage



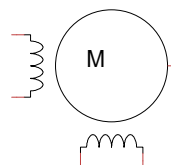
LAMP  
Flourescent Lamp



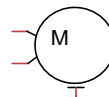
LED  
Light Emitting Diode



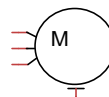
MOTOR  
Motor - two coil



MOTOR-1PHASE  
Motor single phase



MOTOR-3PHASE  
Motor three phase



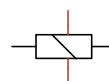
PILOT  
Pilot Lamp



PNEU-SOL  
Pneumatic solenoid valve (electric)



PNEU-SOL2  
Pneumatic solenoid valve



PNEU-VALVE  
Pneumatic control valve (manual)



RC  
Relay Coil



RC-NC  
Relay Contacts, NC



RC-NO  
Relay Contacts, NO



RES  
Resistor



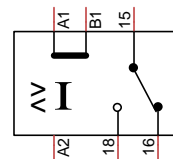
RES/POT  
Potentiometer



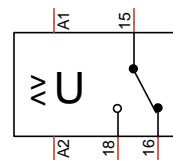
RES/VAR  
Variable Resistor



SENSE-Amps  
Current Monitor



SENSE-Volt  
Voltage Monitor



SPKR  
Loud Speaker



SW-1P-BTN-NC  
Switch, pushbutton NC



SW-1P-BTN-NC2  
Switch, pushbutton add'l pole, NC

SW-1P-BTN-NC2  
Switch, pushbutton add'l pole, NC



SW-1P-BTN-NO  
Switch, pushbutton NO



SW-1P-BTN-NO2  
Switch, pushbutton add'l pole, NO



SW-1P-MOM-NC  
Switch, single pole momentary NC



SW-1P-MOM-NO  
Switch single pole momentary, NO



SW-1P-NC  
Switch, single pole NC



SW-1P-NO  
Switch single pole, NO



SW-1PDT-NC  
Switch, Single Pole Dual Throw, NC



SW-1PDT-NO  
Switch, Single Pole Dual Throw, NO



SW-2P-NC  
Switch, 2 pole NC



SW-2P-NO  
Switch, 2 pole NO

SW-2P-NO  
Switch, 2 pole NO



SW-3P-NC  
Switch, 3 pole NC



SW-3P-NO  
Switch, 3 pole NO



SW-3P-SEL  
single pole, 3 position selector switch



SW-3P-SHORT-SEL  
single pole, 3 pos shorting selector sw



SW-DP-PUSH  
Switch, pushbutton NC



SW-DP-SEL  
Switch, selector



SW-FLOW-NC  
Switch, flow actuated, NC



SW-FLOW-NO  
Switch, flow actuated, NO



SW-LEVEL-NC  
Switch, level actuated, NC



SW-LEVEL-NO  
Switch, level actuated, NO

SW-LEVEL-NO  
Switch, level actuated, NO



SW-LIMIT-NC  
Switch, limit NC



SW-LIMIT-NO  
Switch, limit, NO



SW-MAN  
Manual Disconnect



SW-PRESS-NC  
Switch, pressure actuated, NC



SW-PRESS-NO  
Switch, pressure actuated, NO



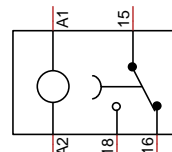
SW-SAFE-NC  
Switch, safety interlock NC



SW-TDC-NO  
Switch, Time-delay close, NO



SW-TDO  
Switch, Time-delay on Release



SW-TDO-1PDT  
Switch, 1 pole dual throw Time-Delay



SW-TDO-NC  
Switch, Time-delay Open, NC

SW-TDO-NC  
Switch, Time-delay Open, NC



SW-TEMP-NC  
Switch, temperature actuated, NC



SW-TEMP-NO  
Switch, temperature actuated, NO



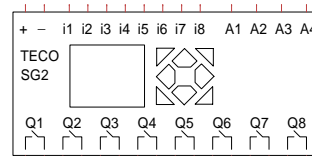
SW-THERM-NC  
Switch, single pole Thermostat NC



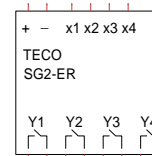
SW-THERM-NO  
Switch single pole thermostat, NO



TECO SG2  
Programmable Logic Relay



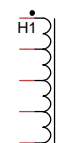
TECO SG2-EXT  
Programmable Logic Relay - Extension



TX Winding  
Transformer Winding



TX-AUTO  
Auto-Transformer



TX-CUR  
Current Transformer



TX1 1-1  
Transformer - Isolation & ctr Tap variants





TX1 1-1  
Transformer - Isolation & ctr Tap variants



TX1 1-1C  
Transformer - Isolation & ctr Tap variants



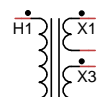
TX1 1C-1  
Transformer - Isolation & ctr Tap variants



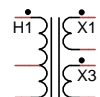
TX1 1C-1C  
Transformer - Isolation & ctr Tap variants



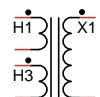
TX2 1-2  
Dual Pri/Sec. Transformer



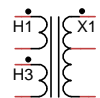
TX2 1C-2  
Dual Pri/Sec. Transformer



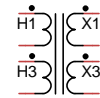
TX2 2-1  
Dual Pri/Sec. Transformer



TX2 2-1C  
Dual Pri/Sec. Transformer



TX2 2-2  
Dual Pri/Sec. Transformer



TX2 2C-2  
Transformer - Isolation & ctr Tap variants

